

Git for bzd users

An attempt at making you comfortable when you have to work with a git repository

October 2010 - Aurélien Gâteau <aurelien.gateau@canonical.com>

First time setup

Tell git about you:

```
git config --global user.name "Aurélien Gâteau"
```

```
git config --global user.email \
aurelien.gateau@canonical.com
```

Getting a working copy

```
git clone <repository-url>
```

```
git clone git://github.com/agateau/yokadi.git
Initialized empty Git repository in
/home/aurelien/tmp/yokadi/.git/
remote: Counting objects: 3217, done.
remote: Compressing objects: 100% (1121/1121), done.
remote: Total 3217 (delta 2078), reused 3196 (delta 2066)
Receiving objects: 100% (3217/3217), 495.00 KiB | 121
KiB/s, done.
Resolving deltas: 100% (2078/2078), done
```

Inspecting history

git log

```
commit 7ddc7778571965cae842149672b01f4c56052713
Author: Séb... R... <Seb...@d...x.org>
Date: Tue Jul 6 14:15:39 2010 +0200
```

Add n_list simple test case

```
commit f0cea777729e12720d127cf0557163e52a4048c4
Author: Séb... R... <Seb...@d...x.org>
Date: Tue Jul 6 14:11:38 2010 +0200
```

Fix n_list crash

```
commit fc28ba71235b35c7676a431665f8396541577745
Author: Séb... R... <Seb...@d...x.org>
Date: Tue Jul 6 14:03:01 2010 +0200
```

Add decryption feature to t_list/n_list and textlist
renderer

Specifying revisions

- By their SHA1 (no revision numbers)
Can be truncated as long as it is not ambiguous
- By tag or branch name
- HEAD is the latest commit (= -r-1 in bZR)
- You can append suffixes:
 - ^: parent commit (HEAD^ = -r-2 in bZR)
 - ~N: N-th parent of commit (HEAD~4 = -r-5 in bZR)

man git-rev-parse for more creative way to specify revisions

Displaying diffs

- `git diff <commit-range>` (= `bzr diff -r<range>`)
- `git show <commit>` (= `bzr diff -c<revno>`, but show message and diff)

```
git diff f0cea77..7ddc777
diff --git a/src/yokadi/tests/tasktestcase.py
b/src/yokadi/tests/tasktestcase.py
index 39c98b7..237eaa7 100644
--- a/src/yokadi/tests/tasktestcase.py
+++ b/src/yokadi/tests/tasktestcase.py
@@ -141,6 +141,18 @@ class TaskTestCase(unittest.TestCase):
         "@%", "@k%", "!@%", "!@kw1", "-f plain",
"-f xml", "-f html", "-f csv"):
            self.cmd.do_t_list(line)

+     def testNlist(self):
+         tui.addInputAnswers("y")
(...)
```

Editing

git status is the equivalent of bazaar status

```
vi NEWS
```

```
git status
```

```
# On branch master
```

```
# Changed but not updated:
```

```
#   (use "git add <file>..." to update what will be  
committed)
```

```
#   (use "git checkout -- <file>..." to discard changes in  
working directory)
```

```
#
```

```
#       modified:   NEWS
```

```
#
```

```
no changes added to commit (use "git add" and/or "git commit  
-a")
```

Editing

Even existing files must be added before they are committed:

```
git commit  
no changes added to commit (use "git add" and/or "git commit  
-a")
```

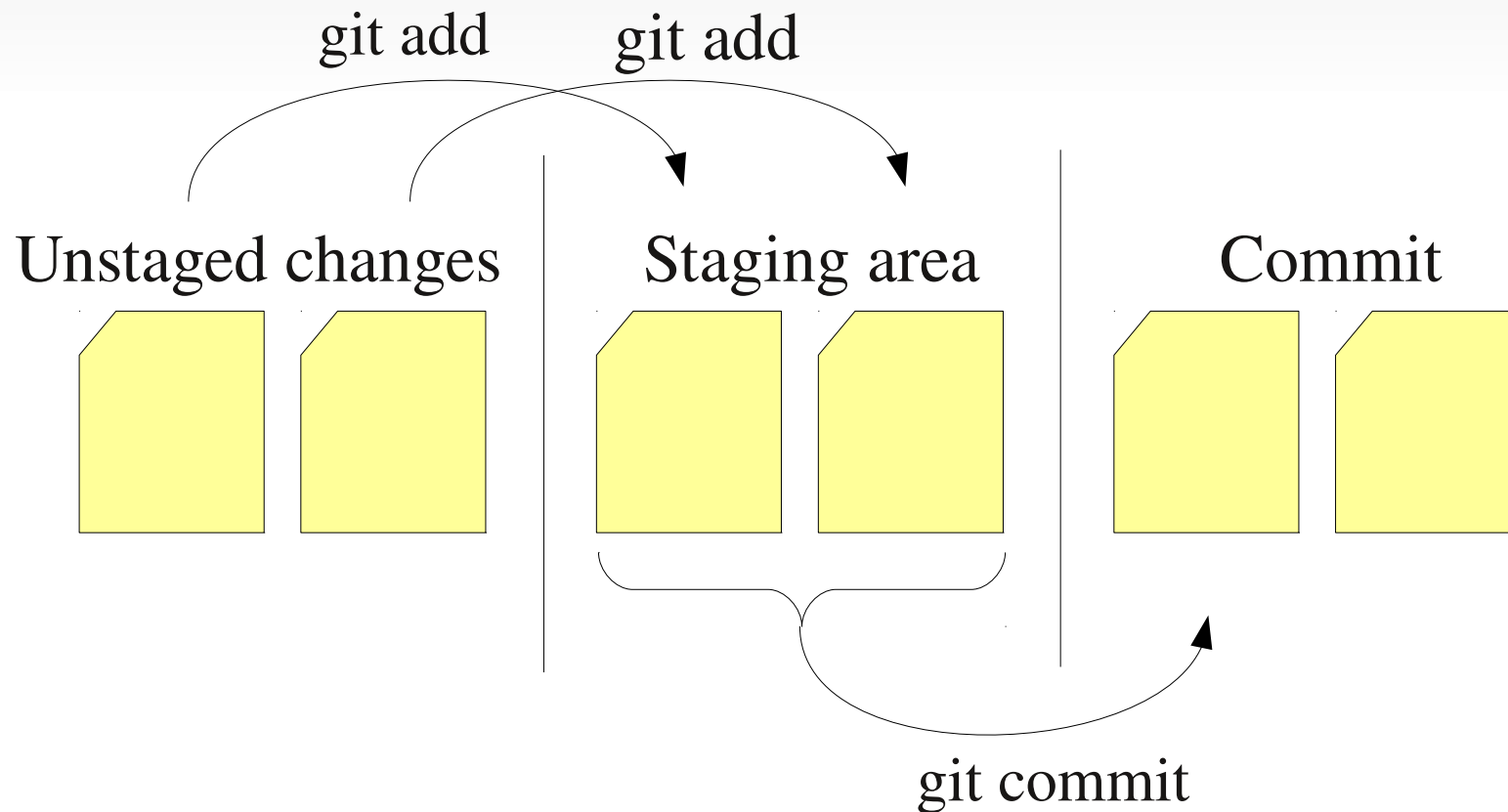
```
git add NEWS
```

```
git status  
# On branch master  
# Changes to be committed:  
#   (use "git reset HEAD <file>..." to unstage)  
#  
#       modified:   NEWS
```

```
git commit -m 'Added latest news'  
[master 69b0d3a] Added latest news  
1 files changed, 0 insertions(+), 1 deletions(-)
```


The staging area

- Aka “the index” or “the cache”
- A place to construct your commits



Local branches

- A checkout in bazaar is a branch, whereas a checkout in git is a repository (collection of branches)
- Default branch is called “master”
- Main branch commands:
 - `git branch`: lists available branches
 - `git checkout <name>`: switches to branch <name>
 - `git checkout -b <name>`: creates branch <name> and switches to it

Local branches

```
git branch
```

```
* master
```

```
git checkout -b new-feature
```

```
Switched to a new branch 'new-feature'
```

```
git branch
```

```
master
```

```
* new-feature
```

```
git checkout master
```

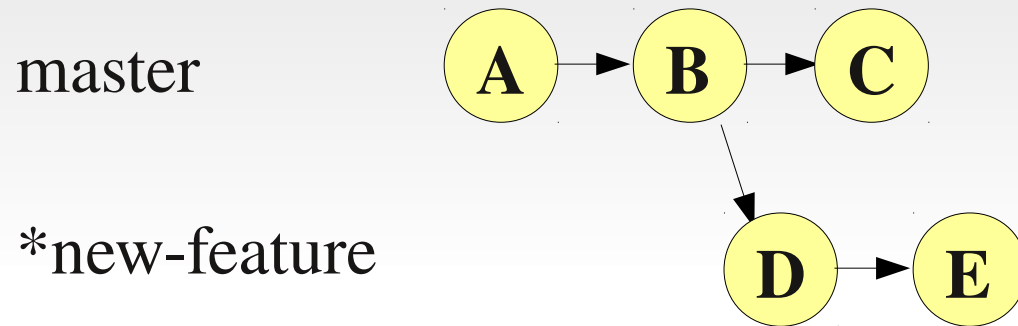
```
Switched to branch 'master'
```

```
Your branch is ahead of 'origin/master' by 1 commit.
```

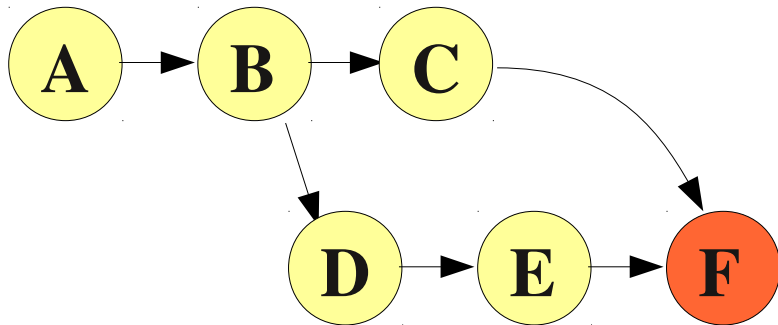
Note the message from “git checkout master”. This is because we have a change which has not been pushed yet.

Merging

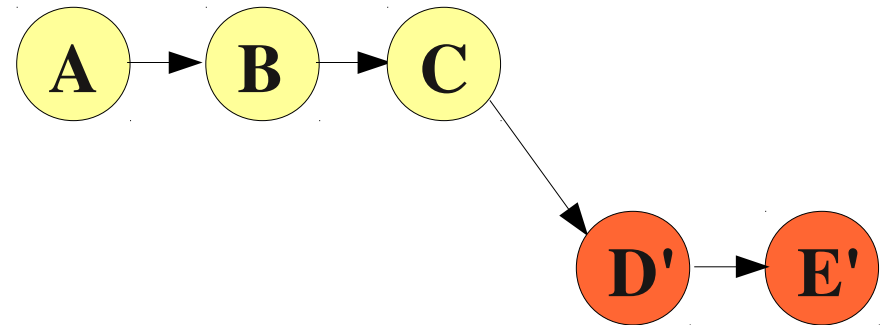
Two ways to merge: merge and rebase



Merging (git merge master)



Rebasing (git rebase master)



Do not rebase published commits!

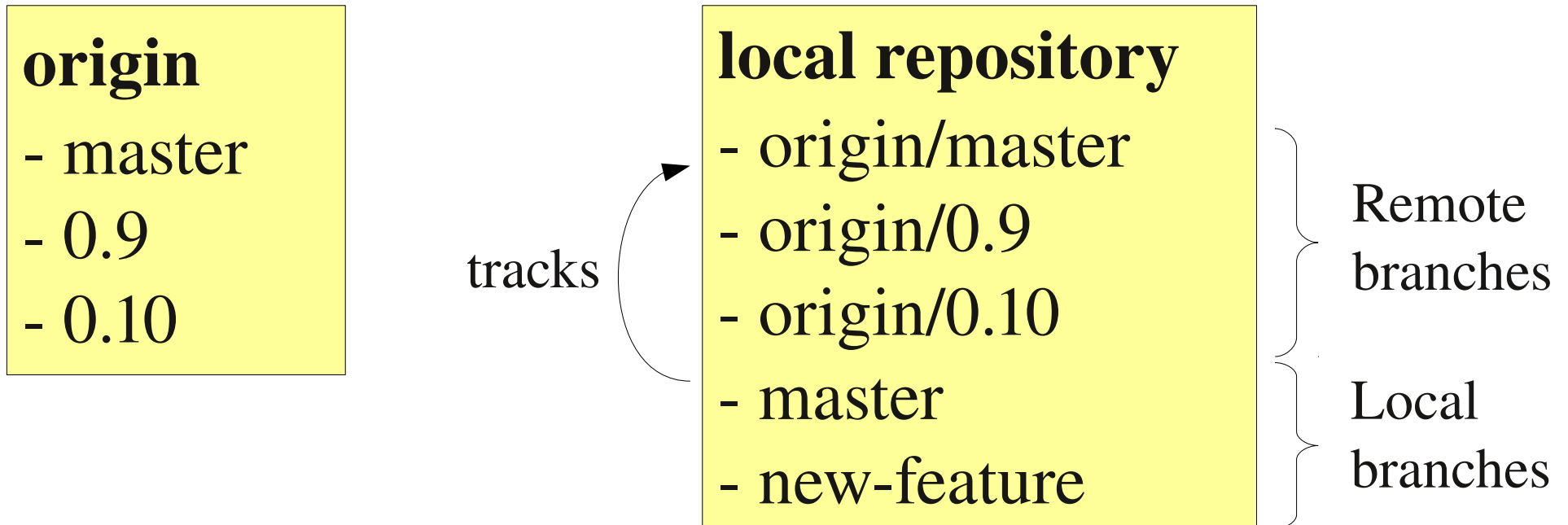
Remotes

- A remote is a “bookmark” to a distant repository
- Default remote is “origin”, set when repository was cloned
- Use “git remote -v” to list remotes with the urls they point to (two urls per remote):

```
git remote -v
origin git://github.com/agateau/yokadi.git (fetch)
origin git://github.com/agateau/yokadi.git (push)
```

Remote branches

- “git clone” does two things:
 - clones all branches as “remote” branches
 - creates a local branch named “master”, tracking “origin/master”



Remote branches

`git branch -a`: lists all branches (local and remote)

```
git branch -a
  master
* new-feature
  remotes/origin/0.10
  remotes/origin/0.9
  remotes/origin/HEAD -> origin/master
  remotes/origin/master
```

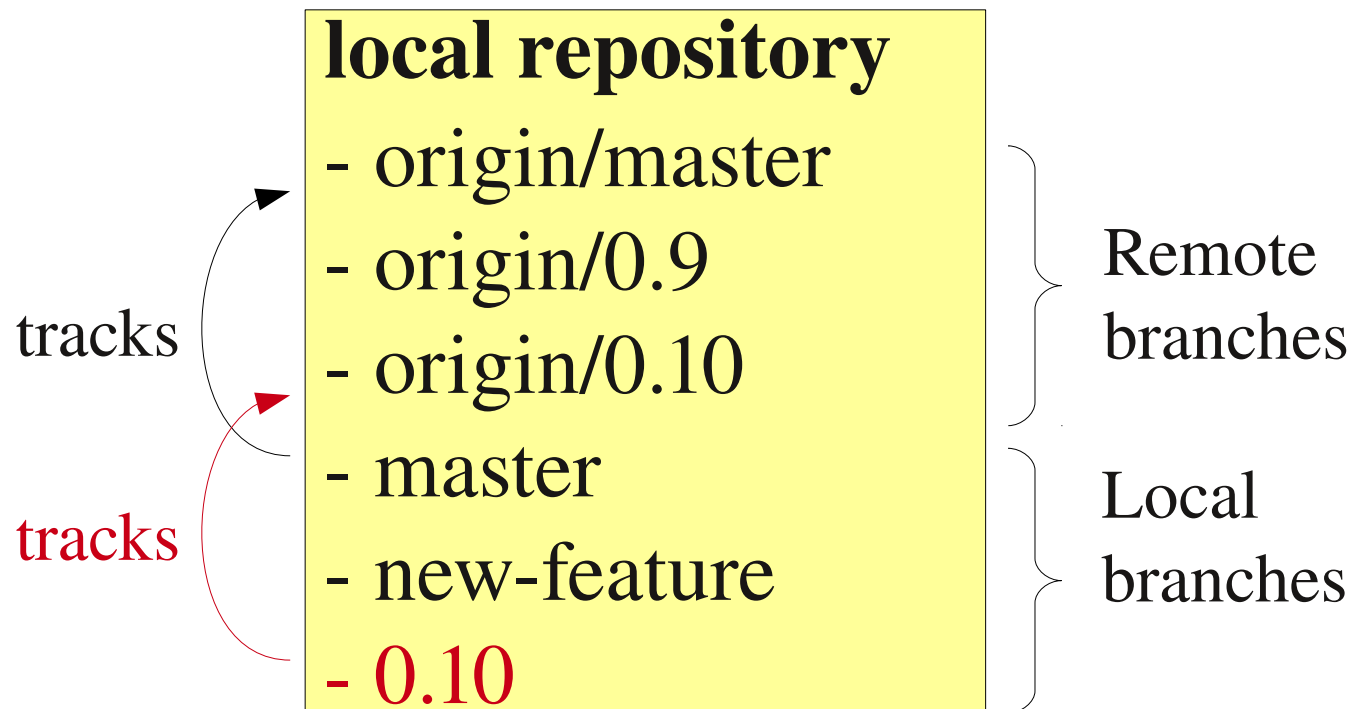
remotes/origin/HEAD is a shortcut which makes it possible to refer to origin/master as origin

Working on a remote branch

You need to create a tracking local branch

```
git checkout -t origin/0.10
```

```
Branch 0.10 set up to track remote branch 0.10 from origin.  
Switched to a new branch '0.10'
```



Updating from a repository

- Simple version: `git pull` or `git pull --rebase`
- What happens under the hood:
 - `git fetch`: updates the remote branches from the remote repository
 - `git merge`: updates the remote-tracking local branches from the remote branches

Git pull will stop if your working copy contains uncommitted changes

Publishing changes

- Simplistic version: `git format-patch <range>`
 - Generates one `.patch` file per commit for `<range>`, named according to the first line of the commit message
- Can then be applied with `git am *.patch`

```
git format-patch origin/master
0001-Updated.patch
0002-Fixed-the-editor.patch
```

Publishing changes

- To push changes to another repository, use `git push`
- `git push` without any argument: push all changes from tracking branches to default repository (origin)
- `git push <repository> <branch-name>`: push changes from `<branch-name>` to `<repository>`
 - example: “`git push origin master`” push all changes from master to the master branch in the origin repository

Tools

- Lots of tools exist around git
 - tig: command line tool to browse history
 - gitk: tcl/tk tool to browse history
 - git gui: tcl/tk tool to create commits
 - giggle: gtk+ tool to browse history
 - git grep: greps through whole repository, faster than grep
 - Show current git branch in your prompt (search for “git branch in prompt” on the internet for several examples)

Configuration

- Options can be set per repository (.git/config) or per account (~/.gitconfig)
- Git uses .ini style files
- Files can be edited by hand or with git config:
 - `git config <key> <value>` edits .git/config
 - `git config --global <key> <value>` edits ~/.gitconfig
 - if <value> is empty, it prints the current value

Useful configuration setup

- Paste this in your `~/.gitconfig`

```
[color]
branch = auto
diff = auto
status = auto

[alias]
pr = pull --rebase
st = status
ci = commit
log1 = log --pretty=oneline --decorate
```

The end

You are now git savvy!
(hopefully)

Questions?